One Page — Informe Diario de Mercado — 31/10/2019 — Argenfunds

Rates

Instrumento	TNA	
Call 1d	59,00%	31/10/2019
Call 7d	60,00%	
Caución 7d	43,28%	
Caución 30d	50,67%	
BADLAR Priv. (>$1mm)	50,06%	30/10/2019
TM20 Priv. (>$20mm)	50,19%	
TPM - Leliq 7D	68,00%	31/10/2019

*TNA ponderada

BCRA A3500 USD

$59,727

Days	Change	Annualized
7d	0,6%	34%
31d	3,8%	44%
62d	1,1%	6%
92d	36,1%	143%
184d	35,7%	71%
365d	65,0%	65%

Rofex – ARS/USD Futures

Futures	Maturity	Days	USD	Rates	-d1	Ch	Op. I
SPOT	31/10/2019	-	59,670				
DLR112019	29/11/2019	29	65,020	112,8%	64,50	0,8%	568
DLR122019	31/12/2019	61	71,300	116,6%	70,45	1,2%	277
DLR012020	31/01/2020	92	74,150	96,3%	73,30	1,2%	104
DLR022020	28/02/2020	120	76,900	87,8%	75,85	1,4%	80
DLR032020	31/03/2020	152	79,000	77,8%	78,00	1,3%	76
DLR042020	30/04/2020	182	81,500	73,4%	80,50	1,2%	51
DLR052020	29/05/2020	211	83,500	69,1%	82,50	1,2%	45
DLR062020	30/06/2020	243	85,500	65,0%	84,50	1,2%	3
DLR072020	31/07/2020	274	87,500	62,1%	86,50	1,2%	3
DLR082020	31/08/2020	305	89,500	59,8%	88,50	1,1%	0
							1.207

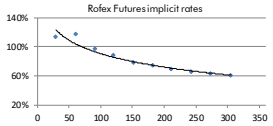

ARS Spot

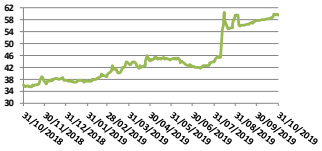

Bonds

Bond	Code	Amt Out.	Coupon	Price	YTM	MD	Maturity	
Sovereign Bond Inflation Indexed								
Gatillo $ 03-20	A2M2	30.000	4,00%	81,75	1532,47%	0,04	06/03/2020	
Boncer 20	TC20	110.401	2,25%	101,21	614,17%	0,12	28/04/2020	
Bocon 24	PR13	874	2,00%	305,17	50,70%	1,48	15/03/2024	
Boncer 21	TC21	57.390	2,50%	100,02	89,17%	1,13	22/07/2021	
Boncer 23	TC23	28.300	4,00%	71,48	44,47%	2,42	06/03/2023	
Boncer 25	TC25P	29.908	4,00%	55,85	34,38%	3,75	28/04/2025	
Disc ARL 05	DICP	10.472	5,83%	619,71	22,49%	4,63	31/12/2033	
Par ARL 05	PARP	2.861	1,77%	292,40	15,10%	9,23	31/12/2038	
C-Par ARL 05	CUAP	23.434	3,31%	607,78	11,52%	9,89	31/12/2045	
Sovereign and corporate ARS Floating Monetary Policy								Spread
Bonte TPM 20	TJ20	142.378	TPM+0%	53,71	666,11%	0,18	22/06/2020	196,5%
Sovereign ARS Floating Badlar								Spread
Bonar 20	AM20	16.728	BP+ 3,25%	70,86	688,92%	0,10	01/03/2020	216,8%
Bocon 22	PR15	3.074	BP+ 0,0%	69,00	422,23%	0,27	04/10/2022	151,5%
Bonar Abr 22	AA22	53.625	BP+ 2,0%	49,45	214,56%	0,63	04/04/2022	79,9%
Sub-Sovereign ARS Floating Badlar								Spread
CABA TD C20	BDC22	3.708	BP+ 5,0%	77,26	111,63%	0,97	24/01/2022	29,8%
CABA TD C24	BDC24	22.614	BP+ 3,25%	73,43	113,83%	1,05	29/03/2024	31,0%
CABA TD C23	BDC28	13.262	BP+ 3,75%	78,88	115,19%	0,95	22/02/2028	31,8%
PBA TD S1 C2	PBD19	1.465	BP+ 4,0%	60,06	######	0,00	06/12/2019	1514,4%
PBA TD 2022	PBY22	15.182	BP+ 3,83%	41,50	367,37%	0,34	31/05/2022	135,1%
PBA TD 2025	PBA25	30.000	BP+ 3,75%	36,70	307,28%	0,44	14/04/2025	115,3%
Rio Negro 2020	RN20	1.800	BP+ 5,0%	38,85	949,52%	0,15	06/07/2020	266,0%
Neuquén 2021	BNF21	1.912	BP+ 5,0%	71,42	7141,67%	0,42	23/02/2021	707,7%
Mendoza 2021	PMJ21	5.219	BP+ 4,375%	71,32	166,56%	0,63	09/06/2021	58,4%
Salta 2021	SA21	400	BP+ 5,0%	60,92	182,92%	0,67	22/12/2021	66,0%
Sovereign Dual ARS Fixed Dollar - Linked								
Bonos Dual Feb-20	AF20	1.638	4,50%	2.045,49	6042,14%	0,04	13/02/2020	
Sovereign ARS Fixed								
Bond	Code	Amt Out.	Coupon	Price	YTM	MD	Maturity	TNA 360/180
Bonte $ Oct 21	TO21	62.500	18,20%	38,08	119,67%	0,94	04/10/2021	96,4%
Bonte $ Oct 23	TO23	64.150	16,00%	38,49	65,34%	1,83	17/10/2023	57,2%
Bonte $ Oct 26	TO26	96.570	15,50%	39,50	49,36%	2,40	19/10/2026	44,4%

Lecaps ARS Strips	Days	Amt Out.	Price	TNA	Maturity
S28N9	24	39.059	30,98	50,12%	28/11/2019
S12D9	38	52.209	29,61	57,80%	12/12/2019
S26F0	114	20.832	52,97	204,42%	26/02/2020
S11M0	128	27.845	49,51	205,73%	11/03/2020

Lecaps ARS	Days	Amt Out.	Coupon**	Price	TIR	MD	Maturity
S30S9	147	44.038	3,45%	94,68	343,65%	0,07	30/03/2020
S11O9	156	62.000	4,00%	69,50	323,04%	0,08	08/04/2020
S31O9	176	40.000	3,35%	85,50	306,97%	0,10	28/04/2020
S15N9	191	45.250	4,25%	79,50	335,34%	0,08	13/05/2020
S28F0	206	23.753	2,65%	70,00	312,56%	0,13	28/05/2020
S30A0	268	27.430	3,00%	71,00	292,43%	0,18	29/07/2020
S29Y0	297	45.384	3,75%	59,90	256,61%	0,22	27/08/2020
S31L0	360	49.118	2,65%	55,91	225,76%	0,29	29/10/2020

** Compounded monthly

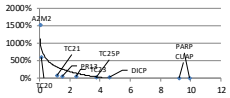

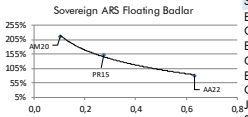

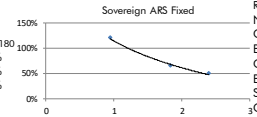

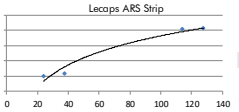

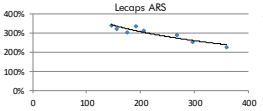

Bonds

Bond	Code	Amt Out.	Coupon	Price*	YTM	MD	Maturity
Sovereign USD							
Bonar 20	AO20	2.948	8,000%	38,45	213,42%	0,43	08/10/2020
Bonos Int.21 NYL	AA21	4.497	6,875%	45,46	87,25%	0,97	22/04/2021
Bonar 24	AY24	12.583	8,750%	39,10	73,37%	0,99	07/05/2024
Bonos Int. 22 NYL	A2E2	3.250	5,625%	46,00	52,88%	1,59	26/01/2022
Bonos Int. 23 NYL	A2E3	1.750	4,625%	40,46	42,34%	2,29	11/01/2023
Bonar 25	AA25	5.555	5,750%	37,45	37,74%	2,92	18/04/2025
Bonos Int. 26 NYL	AA26	6.497	7,500%	42,60	28,27%	3,87	22/04/2026
Bonos Int. 27 NYL	A2E7	3.750	6,875%	39,74	27,15%	4,05	26/01/2027
Disc 33	DICA	5.042	8,280%	65,40	25,53%	3,99	31/12/2033
Disc 33 NYL	DICY	3.966	8,280%	79,40	20,49%	4,52	31/12/2033
Bonos Int. 28 NYL	A2E8	4.250	5,875%	38,36	24,11%	4,62	11/01/2028
Bonos Int. 28 NYL	AL28	1.000	6,625%	39,18	24,52%	4,52	06/07/2028
Bonar 37	AA37	5.562	7,625%	38,60	22,33%	5,10	20/04/2037
Bonos Int. 36 NYL	AL36	1.750	7,125%	39,37	20,42%	5,32	07/07/2036
Par 38	PARA	1.230	3,750%	39,61	14,41%	8,05	31/12/2038
Bonos Int. 46 NYL	AA46	2.750	7,625%	40,62	19,89%	5,40	22/04/2046
Par 38 NYL	PARY	5.297	3,750%	43,00	13,35%	8,34	31/12/2038
Bonos Int. 48 NYL	AE48	3.000	6,875%	39,48	19,46%	5,26	13/01/2048
Bonos Int. 17 NYL	AC17	2.603	7,125%	40,21	18,47%	5,31	28/06/2117
* Dirty							
Sub-Sovereign USD	Code	Amt Out.	Coupon	Price*	YTM	MD	Maturity
Bs. As. 21 NYL	BP21	500	10,875%	35,35	263,98%	0,19	26/01/2021
CABA. 21 NYL	CABA21	335	8,950%	62,53	22,49%	0,67	19/02/2021
Bs. As. PBJ 21 NYL	PBJ21	900	9,950%	42,86	199,68%	0,38	09/06/2021
Córdoba 21 NYL**	CO21D	725	7,125%	77,37	29,86%	1,28	10/06/2021
Bs. As. 23 NYL	PBF23	750	6,500%	35,87	83,89%	1,20	15/02/2023
Córdoba 26	CO26	272	7,125%	53,10	28,69%	2,13	27/10/2026
Jujuy 22 NYL	JUS22	210	8,625%	43,16	53,06%	1,88	20/09/2022
Sta Fe 23 NYL**	SF23D	250	7,000%	77,88	18,28%	2,36	23/03/2023
Bs. As. 24 NYL	PBM24	1.250	9,125%	36,51	60,22%	1,85	16/03/2024
Salta 24 NYL	SA24D	350	9,125%	N.A.	N.A.	N.A.	08/07/2024
Chaco 24 NYL	CH24D	250	9,375%	N.A.	N.A.	N.A.	19/08/2024
La Rioja 25 NYL	RIF25	300	9,750%	N.A.	N.A.	N.A.	24/02/2025
T.Fuego 27 NYL	TFU27	190	8,950%	68,92	20,09%	2,68	19/04/2027
Mendoza 24 NYL	PMY24	500	8,375%	69,12	24,96%	2,47	20/05/2024
Mun. Cord 24 NYL	MUNCOR24	150	7,875%	N.A.	N.A.	N.A.	23/09/2024
Chubut 26 NYL	PUL26	650	7,750%	N.A.	N.A.	N.A.	27/07/2026
Entre Ríos 25 NYL	ERF25	500	8,750%	58,24	28,52%	2,81	10/02/2025
Río Negro 25 NYL**	RND25	300	7,750%	N.A.	N.A.	N.A.	08/12/2025
Neuquen 25 NYL	NQUEN25	366	7,500%	67,34	19,60%	3,33	28/04/2025
Córdoba 24 NYL**	CO24D	510	7,450%	66,90	19,36%	3,54	02/09/2024
Bs. As. 27 NYL	PBJ27	1.750	7,875%	37,54	35,44%	3,20	15/06/2027
CABA. 27 NYL	CABA27	890	7,500%	79,93	13,26%	4,57	01/06/2027
Bs. As. 28 NYL	BP28	400	9,625%	38,18	34,68%	3,42	18/04/2028
Sta Fe 27 NYL**	SF27D	250	6,900%	73,26	13,24%	5,03	01/11/2027
Córdoba 27 NYL**	CO27D	450	7,125%	65,60	15,82%	5,04	02/08/2027
Par Bs.As. NYL	BPLD	446	4,000%	36,96	26,62%	3,41	15/05/2035
Corporate USD*	Code	Amt Out.	Coupon	Price	YTM	MD	Maturity
Pan Am 2021	OPNS1	333	7,875%	100,88	7,08%	0,91	07/05/2021
Hipotecario 2020	BHCVO	281	9,750%	75,22	44,40%	0,86	30/11/2020
YPF 2021	YCAFO	1.000	8,500%	91,34	16,31%	1,22	23/03/2021
Cablevisión 2021**	LCCAO	466	6,500%	95,02	10,15%	1,44	15/06/2021
Transener 2021**	OTRX9	101	9,750%	N.A.	N.A.	N.A.	15/08/2021
CGC 2021**	CPCAO	300	9,500%	77,69	25,59%	1,55	07/11/2021
Genneia 2022**	GNCLO	500	8,750%	68,06	31,45%	1,69	20/01/2022
Edenor 2022**	ODNX9	176	9,750%	68,83	26,86%	2,26	25/10/2022
Clisa 2023**	CLISO	300	9,500%	45,59	41,55%	2,29	20/07/2023
AYSA 2023**	AYSA23	500	6,625%	39,58	47,10%	2,16	01/02/2023
Tecpetrol 2022**	TTC1O	500	4,875%	N.A.	N.A.	N.A.	12/12/2022
Albanesi 2023**	GMFRO	336	9,625%	56,29	31,99%	2,49	27/07/2023
AA2000 2027**	AERAO	375	6,875%	93,25	9,43%	3,05	01/02/2027
IRSA Prop. 2023**	RPC2O	360	8,750%	81,22	16,82%	2,69	23/03/2023
Cresud 2023	CSDOO	113	6,500%	N.A.	N.A.	N.A.	16/02/2023
YPF 2024	YPCUO	1.325	8,750%	83,79	15,45%	2,77	04/04/2024
Pampa 2023**	PTSTO	491	7,375%	86,45	12,36%	3,02	21/07/2023
Arcor 2023**	RCC9O	500	6,000%	89,74	9,58%	3,11	06/07/2023
AES Arg. G. 2024**	AECAO	300	7,750%	78,50	15,25%	3,28	02/02/2024
Raghsa 2024**	RA31O	120	7,250%	81,00	13,50%	3,49	21/03/2024
Capex 2024**	CAC2O	300	6,875%	80,65	13,00%	3,52	15/05/2024
YPF 2025	YCA6O	1.500	8,500%	79,51	14,25%	4,09	28/07/2025
Galicia 2026**	BYC2O	250	8,250%	75,70	13,49%	4,65	19/07/2026
TGS 2025**	TSC2O	500	6,750%	83,96	10,39%	4,82	02/05/2025
Telecom 2026**	TLC1O	400	8,000%	N.A.	N.A.	N.A.	18/07/2026
Pampa 2027**	MGC1O	690	7,500%	80,28	11,93%	5,06	24/01/2027
Macro 2026**	BACAO	400	6,750%	74,34	12,70%	5,24	04/11/2026
YPF 2027	YCAMO	1.000	6,950%	75,29	12,29%	5,34	21/07/2027
YPF 2047**	YCANO	750	7,000%	71,45	10,31%	9,42	15/12/2047

** Dirty Price

** Callable Bond - Yield to Maturity

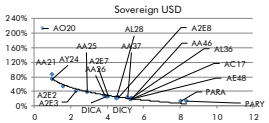

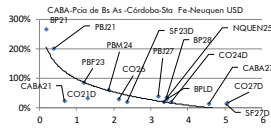

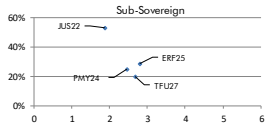

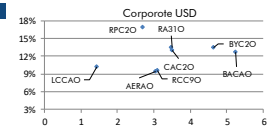

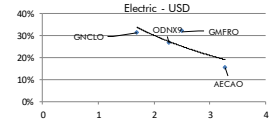

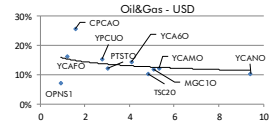

El presente documento ha sido realizado por Argenfunds S.A. con fines estrictamente informativos. No debe ser tomado como una invitación a suscribir cuotapartes ni como una oferta de compra o venta de valores. El documento se ha realizado con fuentes de información consideradas confiables, pero la empresa no puede garantizar la exactitud de las mismas. Los fondos comunes de inversión están sometidos a variaciones en los precios de los activos que pueden afectar su rendimiento. Los rendimientos pasados de los fondos comunes de inversión no garantizan el desempeño futuro de los mismos. Las inversiones en cuotapartes del Fondo no constituyen depósitos en Banco Macro S.A. a los fines de la Ley de Entidades Financieras ni cuentan con ninguna de las garantías que tales depósitos a la vista o a plazo puedan gozar de acuerdo con la legislación y reglamentación aplicables en materia de depósitos en entidades financieras. Asimismo, Banco Macro S.A. se encuentra impedida por normas del Banco Central de la República Argentina de asumir, tácita o expresamente, compromiso alguno en cuanto al mantenimiento, en cualquier momento, del valor del capital invertido, al rendimiento, al valor del rescate de la cuota partes o al otorgamiento de liquidez a tal fin. Gráficos de Elaboración propia. Fuentes Rofex CAFCI y Bolsar