

### Rates

Instrumento	TNA
Call 1d	54,00%
Call 7d	55,00%
Caución 7d	40,57%
Caución 30d	41,76%

BADLAR Priv. (>\$1mm)	42,88%	10/12/2019
TM20 Priv. (>\$20mm)	44,06%	
TPM - Latiq 7D	63,00%	11/12/2019

\*TNA ponderada

BCRAA3500 USD	\$59,834	
Days	Change	Annualized
7d	-0,1%	-6%
30d	0,1%	2%
61d	3,1%	18%
91d	6,6%	27%
183d	33,7%	67%
365d	58,9%	59%

### Refex - ARS/USD Futures

Futures	Maturity	Days	USD	Rates	-d1	Ch	Op. I
SPOT	11/12/2019	-	59,815				
DLR122019	31/12/2019	20	62,300	75,8%	64,30	-3,1%	498
DLR012020	31/01/2020	51	66,000	74,0%	69,60	-5,2%	286
DLR022020	28/02/2020	79	68,500	67,1%	73,00	-6,2%	105
DLR032020	31/03/2020	111	70,800	60,4%	76,15	-7,0%	85
DLR042020	30/04/2020	141	73,300	58,4%	79,30	-7,6%	45
DLR052020	29/05/2020	170	75,700	57,0%	81,50	-7,1%	82
DLR062020	30/06/2020	202	78,000	54,9%	84,00	-7,1%	6
DLR072020	31/07/2020	233	80,700	54,7%	86,50	-6,7%	4
DLR082020	31/08/2020	264	83,200	54,1%	89,00	-6,5%	0

### ARS Spot

### Refex Futures implicit rates

### ARS Strip

ARS Strip	Days	Amt Out.	Price	TNA	Maturity
S26FO	75	20.832	54,46	288,78%	26/02/2020
S11MO	89	27.845	51,00	275,26%	11/03/2020

### Lecaps ARS

Lecaps ARS	Days	Amt Out.	Coupon**	Price	TIR	MD	Maturity
S3059	108	44.038	3,45%	97,00	762,23%	0,02	30/03/2020
S1109	117	62.000	4,00%	71,22	641,01%	0,03	08/04/2020
S3109	137	40.000	3,35%	89,50	485,23%	0,05	28/04/2020
S15N9	152	45.250	4,25%	67,17	474,76%	0,06	13/05/2020
S28FO	167	23.753	2,65%	73,14	436,23%	0,08	28/05/2020
S30A0	229	27.430	3,00%	87,47	252,45%	0,17	29/07/2020
S29Y0	258	45.384	3,75%	71,15	237,64%	0,20	27/08/2020
S31L0	321	49.118	2,65%	71,30	183,23%	0,30	29/10/2020

\*\* Compounded monthly

### Bonds

Bond	Code	Amt Out.	Coupon	Price	YTM	MD	Maturity
Sovereign Bond Inflation Indexed							
Galileo \$ 03-20	A2M2	30.000	4,00%	83,21	7117,08%	0,01	06/03/2020
Boncor 20	TC20	110.401	2,25%	105,28	1225,06%	0,05	28/04/2020
Boccon 24	PR13	874	2,00%	292,00	62,20%	1,34	15/03/2024
Boncor 21	TC21	57.390	2,50%	167,88	47,08%	1,26	22/07/2021
Boncor 23	TC23	28.300	4,00%	91,11	37,49%	2,43	06/03/2023
Boncor 25	TC25P	29.908	4,00%	72,79	29,16%	3,84	28/04/2025
Disc ARL 05	DICP	10.472	5,83%	686,22	22,03%	4,59	31/12/2033
Par ARL 05	PARP	2.861	1,77%	347,64	13,98%	9,43	31/12/2038
C-Par ARL 05	CUAP	23.434	3,31%	652,64	11,54%	9,78	31/12/2045
Sovereign and corporate ARS Floating Monetary Policy							
Bonte TPM 20	TJ20	142.378	TPM+0%	44,12	2348,34%	0,04	22/06/2020

### Sovereign ARS Floating Badlar

Bond	Code	Amt Out.	Coupon	Price	YTM	MD	Maturity
Bonar 20	AM20	16.728	BP+ 3,25%	53,00	2897,00%	0,03	01/03/2020
Bonar 22	PR15	3.074	BP+ 0,0%	80,75	376,42%	0,24	04/10/2022
Bonar Abr 22	AA22	53.625	BP+ 2,0%	43,44	263,40%	0,47	04/04/2022
Sub-Sovereign ARS Floating Badlar							
CABA TD C20	BDC22	3.708	BP+ 5,0%	95,00	73,27%	1,09	24/01/2022
CABA TD C24	BDC24	22.614	BP+ 3,25%	88,15	78,46%	1,30	29/03/2024
CABA TD C23	BDC28	13.262	BP+ 3,75%	80,24	76,21%	1,54	22/02/2028
PBA TD 2022	PBY22	15.182	BP+ 3,83%	33,58	282,72%	0,55	31/05/2022
PBA TD 2025	PBA25	30.000	BP+ 3,75%	37,86	288,80%	0,40	14/04/2025
Rio Negro 2020	RN20	1.800	BP+ 5,0%	96,32	110,51%	0,37	06/07/2020
Nuequén 2021	BNF21	1.912	BP+ 5,0%	80,23	8023,29%	0,59	23/02/2021
Mendoza 2021	PMJ21	5.219	BP+ 4,375%	83,04	87,33%	0,90	09/06/2021
Salto 2021	SAZ1	400	BP+ 5,0%	75,48	125,66%	0,78	22/12/2021

### Sovereign Dual ARS Fixed Dollar - Linked

Bond	Code	Amt Out.	Coupon	Price	YTM	MD	Maturity
Bonos Dual Feb-20	AF20	1.638	4,50%	2.050	81789,83%	0,00	13/02/2020
Sovereign ARS Fixed							
Bonte \$ Oct 21	TO21	62.500	18,20%	29,89	179,56%	0,69	04/10/2021
Bonte \$ Oct 23	TO23	64.150	16,00%	27,00	100,25%	1,29	17/10/2023
Bonte \$ Oct 26	TO26	96.570	15,50%	13,00	190,37%	0,56	19/10/2026

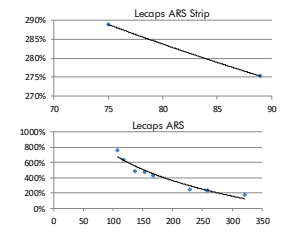
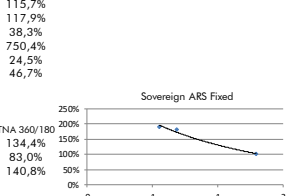
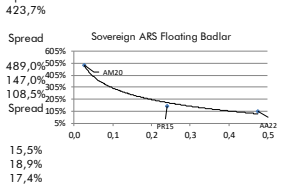
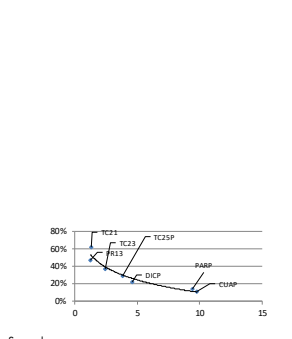
### Lecaps ARS Strips

Lecaps ARS Strip	Days	Amt Out.	Price	TNA	Maturity
S26FO	75	20.832	54,46	288,78%	26/02/2020
S11MO	89	27.845	51,00	275,26%	11/03/2020

### Corporate USD\*

Corporate USD*	Code	Amt Out.	Coupon	Price	YTM	MD	Maturity
Pan Am 2021	OPNT1	333	7,875%	102,89	4,58%	0,86	07/05/2021
Hipolcarrio 2020	BHC10	281	9,750%	83,22	33,51%	0,85	30/11/2020
YPF 2021	YCAFO	1.000	8,500%	95,52	12,77%	1,14	23/03/2021
Cablevision 2021**	LCAAO	466	6,500%	94,61	10,72%	1,34	15/06/2021
Transener 2021**	OTR9R	101	9,750%	90,16	17,38%	1,41	15/08/2021
CGC 2021**	CPCAO	300	9,500%	80,88	23,57%	1,57	07/11/2021
Genia 2022**	GNCL0	500	8,750%	70,25	30,44%	1,61	20/01/2022
Edenor 2022**	ODN9R	176	9,750%	73,42	24,16%	2,21	25/10/2022
Cliso 2023**	CLISO	300	9,500%	42,76	45,64%	2,13	20/07/2023
AYSA 2023**	AYSA23	500	6,625%	39,82	48,16%	2,06	01/02/2023
Tepetrol 2022**	TTIC10	500	4,875%	97,46	5,89%	2,74	12/12/2022
Albano 2023**	GMFR0	336	9,625%	54,09	34,37%	2,35	27/07/2023
AA2000 2027**	AERAO	375	6,875%	95,16	8,77%	2,98	01/02/2027
IRSA Prop. 2023**	RPC20	360	8,750%	84,20	15,58%	2,62	23/03/2023
Genus 2023	CSDD0	113	6,500%	N.A.	N.A.	N.A.	16/02/2023
YPF 2024	YPCLO	1.325	8,750%	90,05	3,13%	3,34	04/04/2024
Pampa 2023**	PTSTO	491	3,75%	88,70	11,59%	2,93	21/07/2023
Arcor 2023**	RCC90	500	6,000%	92,92	8,51%	3,03	06/07/2023
AES Arg. G. 2024**	AECAO	300	7,50%	78,97	15,22%	3,18	02/02/2024
Raghsa 2024**	RA310	120	7,250%	82,58	N.A.	N.A.	21/03/2024
Capex 2024**	CAC20	300	6,875%	81,67	12,75%	3,57	15/05/2024
YPF 2025	YCA60	1.500	8,500%	83,83	12,98%	4,05	28/07/2025
Galicia 2026**	BYC20	250	8,250%	86,86	10,54%	4,74	19/07/2026
TGS 2025**	TSC20	500	6,750%	83,57	10,65%	4,76	02/05/2025
Telecom 2026**	TLC10	400	8,000%	89,03	10,59%	4,73	18/07/2026
Pampa 2027**	MGC10	690	7,500%	78,32	12,49%	4,92	24/01/2027
Macro 2026**	BACAO	400	7,500%	78,35	12,22%	5,15	04/11/2026
YPF 2027**	YCAMO	1.000	6,950%	78,06	11,64%	5,29	21/07/2027
YPF 2047**	YCAMO	750	7,000%	70,64	10,44%	9,23	15/12/2047

\* Callable Bond - Yield to Maturity  
\*\* Dirty Price



### Bonds

Bond	Code	Amt Out.	Coupon	Price*	YTM	MD	Maturity
Sovereign USD							
Bonar 21	AO20	2.948	8,000%	39,46	254,08%	0,35	08/10/2020
Bonos Int. 21 NYL	AA21	4.497	6,875%	50,55	82,32%	0,91	22/04/2021
Bonar 24	AY24	12.583	8,750%	32,14	95,57%	0,83	07/05/2024
Bonos Int. 22 NYL	AZ22	3.250	5,625%	49,76	52,84%	1,50	26/01/2022
Bonos Int. 23 NYL	AZ23	1.750	4,625%	46,44	38,94%	2,25	11/01/2023
Bonar 25	AA25	5.555	5,750%	37,50	39,09%	2,80	18/04/2025
Bonos Int. 26 NYL	AA26	6.497	7,500%	46,78	26,47%	3,88	22/04/2026
Bonos Int. 27 NYL	AZ27	3.750	6,875%	45,61	25,31%	4,08	26/01/2027
Disc 33	DICA	5.042	8,280%	64,18	26,79%	3,77	31/12/2033
Disc 33 NYL	DICY	3.966	8,280%	52,25	33,47%	3,21	31/12/2033
Bonos Int. 28 NYL	AZ28	4.250	5,875%	43,41	22,81%	4,64	11/01/2028
Bonos Int. 28 NYL	AL28	1.000	6,625%	44,28	23,40%	4,53	06/07/2028
Bonar 37	AA37	5.562	7,625%	39,05	22,55%	4,96	20/04/2037
Bonos Int. 36 NYL	AL36	1.750	7,125%	43,27	20,07%	5,31	07/07/2036
Par 38	PARA	1.230	3,750%	29,69	18,63%	8,60	31/12/2038
Bonos Int. 46 NYL	AA46	2.750	7,625%	44,11	18,75%	5,63	22/04/2046
Par 38 NYL	PARY	5.297	3,750%	41,09	14,11%	8,03	31/12/2038
Bonos Int. 48 NYL	AE48	3.000	6,875%	39,62	19,79%	5,07	13/01/2048
Bonos Int. 17 NYL	AC17	2.603	7,125%	44,92	17,82%	5,41	28/06/2117
* Dirty							
Sub-Sovereign USD							
Bs. As. 21 NYL	BP21	500	10,875%	39,24	306,61%	0,12	26/01/2021
CABA. 21 NYL	CABA21	335	8,950%	68			