One Page — Informe Diario de Mercado

30/10/2020 Argenfunds

Rates

Instrumento	TNA	
Caución 7d	32,52%	30/10/2020
Caución 30d	34,71%	
BADLAR Priv. (>$1mm)	31,69%	29/10/2020
TM20 Priv. (>$20mm)	31,56%	
TPM - Leliq 7D	36,00%	30/10/2020

BCRA A3500 USD

$78,328

Days	Change	Annualized
1d	0,00%	
7d	0,3%	16%
30d	2,8%	34%
63d	5,9%	34%
92d	8,4%	33%
183d	17,2%	34%
366d	31,5%	31%

Rofex – ARS/USD Futures

Futures	Maturity	Days	USD	Rates	-d1	Ch	Op. I
SPOT	30/10/2020	-	78,32				
DLR11202(	30/11/2020	31	83,30	74,9%	82,99	0,4%	2.082
DLR12202(	31/12/2020	62	87,43	68,5%	87,45	0,0%	1.485
DLR01202(	29/01/2021	91	92,44	72,3%	92,54	-0,1%	627
DLR02202(	26/02/2021	119	97,50	75,1%	97,70	-0,2%	347
DLR03202(	31/03/2021	152	102,60	74,4%	104,86	-2,2%	123
DLR04202(	30/04/2021	182	110,30	81,9%	112,50	-2,0%	38
DLR05202(	31/05/2021	213	117,50	85,7%	120,50	-2,5%	21
DLR06202(	30/06/2021	243	125,00	89,5%	127,00	-1,6%	7
DLR07202(	30/07/2021	273	132,30	92,1%	134,30	-1,5%	2
DLR08202(	31/08/2021	305	138,85	92,5%	140,00	-0,8%	1
DLR09202(	30/09/2021	335	144,00	91,4%	144,55	-0,4%	2
							4.734

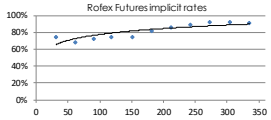

ARS -USD

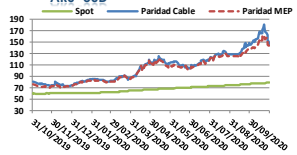

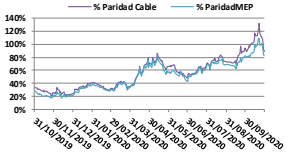

	$	%
Spot	78,3283	
Paridad Cable	147,696	88,56%
Paridad MEP	143,233	82,86%

Bonds

Bond	Code	Amt Out.	Coupon	Price	YTM	MD	Maturity
Sovereign Bond Inflation Indexed							
Boncer 04-21	T2X1	184.546	1,40%	114,85	2,52%	0,45	17/04/2021
Boncer 07-21	TC21	57.390	2,50%	378,90	5,41%	0,69	22/07/2021
Boncer 08-21	TX21	183.550	1,00%	120,35	3,98%	0,74	05/08/2021
Bocon 24	PR13	762	2,00%	630,00	6,64%	1,63	15/03/2024
Boncer 03-22	TX22	243.520	1,20%	111,25	5,56%	1,32	18/03/2022
Boncer 09-22	T2X2	14.999	1,30%	102,95	5,97%	1,81	20/09/2022
Boncer 23	TC23	28.300	4,00%	253,00	7,49%	2,16	06/03/2023
Boncer 03-23	TX23	92.703	1,40%	102,00	7,61%	2,27	25/03/2023
Boncer 08-23	T2X3	13.011	1,45%	90,50	7,76%	2,62	13/08/2023
Boncer 04-24	TX24	145.016	1,40%	93,45	8,62%	3,17	25/03/2024
Boncer 25	TC25P	29.908	4,00%	211,00	9,52%	3,91	27/04/2025
Boncer 11-26	TX26	56.520	2,00%	72,85	10,21%	4,46	09/11/2026
Boncer 11-28	TX28	1.898	2,25%	68,50	10,90%	4,89	09/11/2028
Disc ARL 05	DICP	10.563	5,83%	1.685,0	9,70%	5,79	31/12/2033
Par ARL 05	PARP	2.861	1,77%	679,50	10,22%	10,03	31/12/2038
C-Par ARL 05	CUAP	23.668	3,31%	1.035,00	9,71%	10,81	31/12/2045
Sovereign ARS Floating Badlar			BP +				Spread
Bonar Ago 21	TB21	56.149	1,00%	103,65	44,69%	0,58	05/08/2021 7,2%
Bocon 22	PR15	3.520	0,00%	99,00	53,47%	0,79	04/10/2022 13,7%
Bonar Abr 22	AA22	53.625	2,00%	91,20	52,65%	1,01	04/04/2022 13,1%
Sub-Sovereign ARS Floating Badlar			BP +				Spread
CABA TD C20	BDC22	3.708	5,00%	97,84	46,26%	0,92	24/01/2022 8,4%
CABA TD C24	BDC24	22.614	3,25%	87,50	51,49%	1,72	29/03/2024 12,2%
CABA TD C23	BDC28	13.262	3,75%	89,05	50,76%	2,05	22/02/2028 11,7%
PBA TD 2022	PBY22	15.182	3,83%	88,92	62,53%	1,00	31/05/2022 20,1%
PBA TD 2025	PBA25	30.000	3,75%	71,77	64,86%	1,70	14/04/2025 21,7%
Neuquén 2021	BNF21	1.912	5,00%	69,02	69,61%	0,14	23/02/2021 24,9%
Mendoza 2021	PMJ21	5.219	4,375%	99,90	55,78%	0,47	09/06/2021 15,3%
Salta 2021	SA21	400	5,00%	85,55	74,74%	0,77	22/12/2021 28,3%

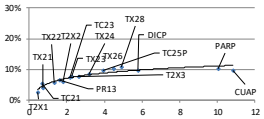

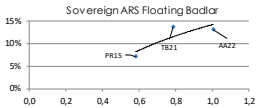

Sovereign ARS Fixed								TNA
Bond	Code	Amt Out.	Coupon	Price	YTM	MD	Maturity	360/180
Bonte $ Oct 21	TO21	62.500	18,20%	77,10	62,98%	0,66	04/10/2021	55,3%
Bonte $ Oct 23	TO23	64.150	16,00%	49,06	58,81%	1,70	17/10/2023	52,0%
Bonte $ Oct 26	TO26	96.570	15,50%	37,28	54,98%	2,20	19/10/2026	49,0%

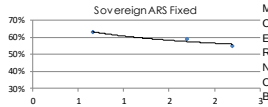

Ledes ARS		Amt Out.	Price	TNA	Days	Maturity
S13N0		17.188	99,19	29,73%	10	13/11/2020
S30N0		90.580	97,47	35,12%	27	30/11/2020
S30D0		167.677	94,33	38,46%	57	30/12/2020
S29E1		152.739	91,54	38,75%	87	29/01/2021
S26F1		121.701	88,31	42,01%	115	26/02/2021

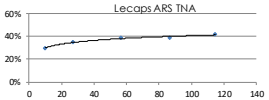

Lebads ARS	Days	Amt Out.	BP +	Price	Spread	MD	Maturity
S22D0	49	47.624	5,50%	124,75	12,09%	0,13	22/12/2020

Bonds

Bond	Code	Amt Out.	Coupon	Price (1)	YTM	MD	Maturity
Sovereign ext. law USD							
Bonos Int.29 NYL	GD29 ext	2.635	1,000%	41,18	16,98%	5,35	09/07/2029
Bonos Int. 30 NYL	GD30 ext	16.091	0,125%	36,68	17,76%	5,64	09/07/2030
Bonos Int. 35 NYL	GD35 ext	20.502	0,125%	32,77	15,94%	8,54	09/07/2035
Bonos Int. 38 NYL	GD38 ext	11.405	0,125%	37,36	16,44%	7,37	09/01/2038
Bonos Int. 41 NYL	GD41 ext	10.482	0,125%	33,89	15,46%	8,13	09/07/2041
Bonos Int. 46 NYL	GD46 ext	2.092	0,125%	32,80	15,99%	7,80	09/07/2046

(1) Clean

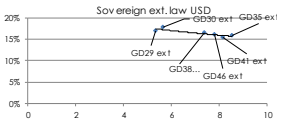

Bond	Code	Amt Out.	Coupon	Price (2)	YTM	MD	Maturity
Sovereign Arg. law USD							
Bonar 1% 29	AL29D	2.193	1,000%	44,90	15,33%	5,44	09/07/2029
Bonar 30	AL30D	12.579	0,125%	38,05	17,07%	5,68	09/07/2030
Bonar 35	AL35D	18.464	0,125%	35,10	15,09%	8,67	09/07/2035
Bonar 38	AE38D	7.211	0,125%	35,98	17,00%	7,28	09/01/2038
Bonar 41	AL41D	1.491	0,125%	33,50	15,63%	8,10	09/07/2041

(2) Dirty

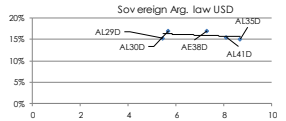

Bond	Code	Amt Out.	Coupon	Price	YTM	MD	Maturity
Sovereign Arg. law USD Linked							
Bonte 11-21 - USD Linked	T2V1	1.766	0,100%	8.395,00	-6,16%	1,09	30/11/2021
Bonte 04-22 - USD Linked	TV22	1.660	0,100%	8.200,00	-2,95%	1,50	29/04/2022
Sub-Sovereign USD (3)	Code	Amt Out.	Coupon	Price*	YTM	MD	Maturity
Bs. As. 21 NYL	BP21	500	10,875%	12,01		0,00	26/01/2021
CABA 21 NYL	CABA21	335	8,950%	31,81	45,20%	0,24	19/02/2021
Bs. As. PBJ 21 NYL	PBJ21	900	9,950%	18,14		0,13	09/06/2021
Córdoba 21 NYL**	CO21D	725	7,125%	55,89	208,19%	0,28	10/06/2021
Bs. As. 23 NYL	PBF23	750	6,500%	33,18	293,97%	0,23	15/02/2023
Córdoba 26	CO26	272	7,125%	48,50	28,02%	1,97	27/10/2026
Jujuy 22 NYL	JUS22	210	8,625%	42,17	80,83%	1,19	20/09/2022
Sta Fe 23 NYL**	SF23D	250	7,000%	68,72	33,50%	1,46	23/03/2023
Bs. As. 24 NYL	PBM24	1.250	9,125%	33,18	96,56%	1,13	16/03/2024
Salta 24 NYL	SA24D	350	9,125%	49,77	52,69%	1,59	08/07/2024
Chaco 24 NYL	CH24D	250	9,375%	43,28	60,13%	1,59	19/08/2024
La Rioja 25 NYL	RIF25	300	9,750%	44,10	61,74%	1,47	24/02/2025
T.Fuego 27 NYL	TFU27	190	8,950%	52,85	28,89%	2,14	19/04/2027
Mendoza 24 NYL	PMY24	500	8,375%	2,82	N.A.	N.A.	20/05/2024
Mun. Cord 24 NYL	MUNCOR2(	150	7,875%	50,49	43,19%	1,91	23/09/2024
Chubut 26 NYL	PUL26	650	7,750%	47,63	48,34%	1,49	27/07/2026
Entre Ríos 25 NYL	ERF25	500	8,750%	54,48	37,60%	2,13	10/02/2025
Río Negro 25 NYL**	RND25	300	7,750%	46,69	38,09%	2,47	09/12/2025
Neuquen 25 NYL	NQUEN25	366	7,500%	49,23	36,82%	2,37	28/04/2025
Córdoba 24 NYL**	CO24D	510	7,450%	52,74	31,49%	2,70	02/09/2024
Bs. As. 27 NYL	PBJ27	1.750	7,875%	35,13	41,90%	2,76	15/06/2027
CABA 27 NYL	CABA27	890	7,500%	77,00	15,06%	3,96	01/06/2027
Bs. As. 28 NYL	BP28	400	9,625%	33,90	41,62%	2,97	18/04/2028
Sta Fe 27 NYL**	SF27D	250	6,900%	59,06	19,43%	4,19	01/11/2027
Córdoba 27 NYL**	CO27D	450	7,125%	49,87	23,64%	4,13	02/08/2027
Par Bs.As. NYL	BPLD	446	4,000%	33,60	36,69%	2,22	15/05/2035

(3) Bs. As. Bonds - Restructuring soon - Payments freeze

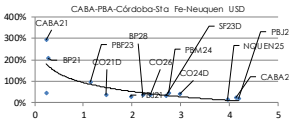

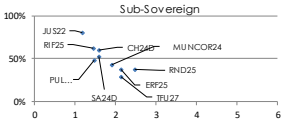

Corporate USD*	Code	Amt Out.	Coupon	Price	YTM	MD	Maturity
Pan Am 2021	OPNY1	333	7,875%	98,28	11,86%	0,46	07/05/2021
Hipotecario 2020	BHCVO	281	9,750%	96,75	68,74%	0,06	30/11/2020
YPF 2021	YCAFO	1.000	8,500%	85,28	64,04%	0,29	23/03/2021
Telecom 2021**	LCCAO	466	6,500%	94,95	16,03%	0,55	15/06/2021
Transener 2021**	OTRX9	101	9,750%	82,29	41,48%	0,63	15/08/2021
CGC 2021**	CPCAO	300	9,500%	73,22	50,53%	0,74	07/11/2021
Genneia 2022**	GNCLO	500	8,750%	76,95	36,04%	0,97	20/01/2022
Edenor 2022**	ODNX9	176	9,750%	74,92	28,77%	1,59	25/10/2022
Clisa 2023**	CLISO	300	9,500%	43,46	55,63%	1,70	20/07/2023
AYSA 2023**	AYSA23	500	6,625%	52,06	45,58%	1,64	01/02/2023
Tecpetrol 2022**	TTC1O	500	4,875%	98,21	9,79%	1,89	12/12/2022
Albanesi 2023**	GMFRO	336	9,625%	51,15	45,08%	1,82	27/07/2023
AA2000 2027**	AERAO	375	6,875%	66,35	25,30%	2,23	01/02/2027
IRSA Prop. 2023**	RPC2O	360	8,750%	75,03	24,24%	1,91	23/03/2023
Cresud 2023	CSDOO	113	6,500%	79,00	16,48%	1,97	16/02/2023
YPF 2024	YPCUO	1.325	8,750%	66,41	31,07%	1,83	04/04/2024
YPF 03-2025	YMCEO	543	8,750%	64,76	31,89%	1,80	23/03/2025
Pampa 2023**	PTSTO	491	7,375%	82,86	15,92%	2,25	21/07/2023
Arcor 2023**	RCC9O	500	6,000%	93,39	9,03%	2,35	06/07/2023
AES Arg. G. 2024**	AECAO	300	7,750%	66,28	24,35%	2,47	02/02/2024
Raghsa 2024**	RA31O	120	7,250%	86,23	12,74%	2,82	21/03/2024
Capex 2024**	CAC2O	300	6,875%	80,20	14,70%	2,82	15/05/2024
YPF 2025	YCA6O	1.500	8,500%	58,69	24,73%	3,20	28/07/2025
Galicia 2026**	BYC2O	250	8,250%	86,97	10,68%	4,32	19/07/2026
TGS 2025**	TSC2O	500	6,750%	82,55	11,38%	4,18	02/05/2025
Telecom 2026**	TLC1O	400	8,000%	83,32	12,50%	4,19	18/07/2026
Pampa 2027**	MGC1O	690	7,500%	69,96	15,67%	4,35	24/01/2027
Macro 2026**	BACAO	400	6,750%	72,60	14,02%	4,44	04/11/2026
YPF 2027	YCAMO	1.000	6,950%	54,02	20,47%	4,33	21/07/2027
YPF 2029	YMC1O	500	8,500%	58,66	18,96%	4,77	27/06/2029
YPF 2047**	YCANO	750	7,000%	76,15	9,67%	9,81	15/12/2047

** Dirty Price

** Callable Bond - Yield to Maturity

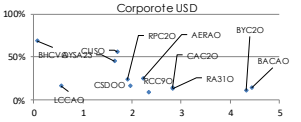

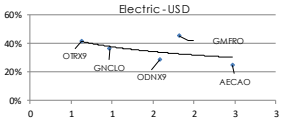

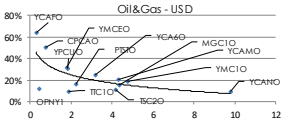

El presente documento ha sido realizado por Argenfunds S.A. con fines estrictamente informativos. No debe ser tomado como una invitación a suscribir cuotapartes ni como una oferta de compra o venta de valores. El documento se ha realizado con fuentes de información consideradas confiables, pero la empresa no puede garantizar la exactitud de las mismas. Los fondos comunes de inversión están sometidos a variaciones en los precios de los activos que pueden afectar su rendimiento. Los rendimientos pasados de los fondos comunes de inversión no garantizan el desempeño futuro de los mismos. Las inversiones en cuotapartes del Fondo no constituyen depósitos en Banco Macro S.A. a los fines de la Ley de Entidades Financieras ni cuentan con ninguna de las garantías que tales depósitos a la vista o a plazo puedan gozar de acuerdo con la legislación y reglamentación aplicables en materia de depósitos en entidades financieras. Asimismo, Banco Macro S.A. se encuentra impedida por normas del Banco Central de la República Argentina de asumir, tácita o expresamente, compromiso alguno en cuanto al mantenimiento, en cualquier momento, del valor del capital invertido, al rendimiento, al valor del rescate de la cuota partes