

Rates

Instrumento	TNA
Call 1d	49,00%
Call 7d	50,00%
Caucción 7d	41,58%
Caucción 30d	42,83%

BADLAR Priv. (>\$1mm)	40,31%	27/12/2019
TM20 Priv. (>\$20mm)	41,13%	
TFM - Leliq 7D	55,00%	30/12/2019

*TNA ponderada

BCRAA3500 USD

Days	Change	Annualized
11d	0,1%	4%
31d	0,1%	1%
61d	0,5%	3%
91d	4,1%	16%
185d	41,1%	82%
367d	58,4%	58%

Rofex - ARS/USD Futures

Futures	Maturity	Days	USD	Rates	-d1	Ch	Op.1
SPOT	30/12/2019		59,890				
DLR012020	31/01/2020	32	62,200	44,0%	62,55	-0,6%	366
DLR022020	28/02/2020	60	64,400	45,8%	64,80	-0,6%	139
DLR032020	31/03/2020	92	66,800	45,8%	67,30	-0,7%	90
DLR042020	30/04/2020	122	69,100	46,0%	69,50	-0,6%	62
DLR052020	29/05/2020	151	71,350	46,3%	71,75	-0,5%	91
DLR062020	30/06/2020	183	73,100	44,0%	73,50	-0,6%	9
DLR072020	31/07/2020	214	75,100	43,3%	75,50	-0,5%	5
DLR082020	31/08/2020	245	77,550	43,9%	77,95	-0,5%	2
DLR092020	30/09/2020	275	80,000	44,6%	80,40	-0,5%	2

Rofex Futures implicit rates

ARS Spot

Instrumento	Days	Amt Out.	Price	TNA	Maturity
S26F0	54	20.832	77,61	78,46%	26/02/2020
S11M0	68	27.845	73,29	86,16%	11/03/2020

Lecaps ARS

Lecaps ARS	Days	Amt Out.	Coupon**	Price	TIR	MD	Maturity
S3059	87	44.038	3,45%	91,82	124,72%	0,11	30/03/2020
S1109	96	62.000	4,00%	94,93	175,37%	0,07	08/04/2020
S3109	116	40.000	3,35%	118,04	172,06%	0,09	28/04/2020
S15N9	131	45.250	4,25%	93,40	148,12%	0,11	13/05/2020
S28F0	146	23.753	2,65%	103,38	163,44%	0,14	28/05/2020
S30A0	208	27.430	3,00%	112,82	148,33%	0,21	29/07/2020
S29Y0	237	45.384	3,75%	93,24	141,76%	0,25	27/08/2020
S31L0	300	49.118	2,65%	90,80	123,71%	0,35	29/10/2020

** Compounded monthly

Bonds

Bond	Code	Amt Out.	Coupon	Price	YTM	MD	Maturity
Sovereign Bond Inflation Indexed							
Galileo S 03-20	A2M2	30.000	4,00%	157,72	723,78%	0,04	06/03/2020
Boncor 20	TC20	110.401	2,25%	174,50	357,52%	0,11	28/04/2020
Bocan 24	PR13	874	2,00%	389,50	34,49%	1,62	15/03/2024
Boncor 21	TC21	57.390	2,50%	164,58	53,19%	1,18	22/07/2021
Boncor 23	TC23	28.300	4,00%	92,13	38,75%	2,36	06/03/2023
Boncor 25	TC25P	29.908	4,00%	72,72	30,19%	3,76	28/04/2025
Disc ARL 05	DCIP	10.472	5,83%	870,00	16,25%	4,91	31/12/2033
Par ARL 05	PARP	2.861	1,77%	455,00	11,34%	10,09	31/12/2038
C-Par ARL 05	CUAP	23.434	3,31%	630,00	11,71%	9,89	31/12/2045
Sovereign and corporate ARS Floating Monetary Policy							
Bonte TPM 20	TJ20	142.378	TPM+0%	64,95	386,23%	0,22	22/06/2020

Sovereign ARS Floating Badlar

Bonar 20	AM20	16.728	BP+ 3,25%	86,82	362,74%	0,08	01/03/2020
Bocan 22	PR15	3.074	BP+ 0,0%	141,27	98,59%	0,60	04/10/2022
Bonar Abr 22	AA22	53.625	BP+ 2,0%	59,11	115,90%	1,04	04/04/2022

Sub-Sovereign ARS Floating Badlar

CABA TD C20	BDC22	3.708	BP+ 5,0%	101,66	64,24%	1,09	24/01/2022
CABA TD C24	BDC24	22.614	BP+ 3,25%	84,50	65,73%	1,64	29/03/2024
CABA TD C23	BDC28	13.262	BP+ 3,75%	88,19	65,75%	1,70	22/02/2028

Sovereign Dual ARS Fixed Dollar - Linked

Bonos Dual Feb-20	AF20	1.638	4,50%	100,00	137160,27%	0,01	13/02/2020
-------------------	------	-------	-------	--------	------------	------	------------

Sovereign ARS Fixed

Bonte S Oct 21	TO21	62.500	18,20%	46,37	108,91%	0,88	04/10/2021
Bonte S Oct 23	TO23	64.150	16,00%	38,81	70,96%	1,62	17/10/2023
Bonte S Oct 26	TO26	96.570	15,50%	37,18	56,52%	2,01	19/10/2026

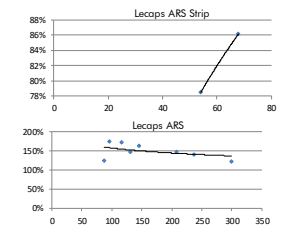
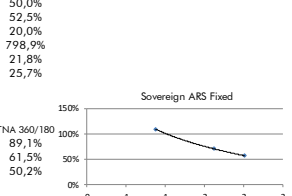
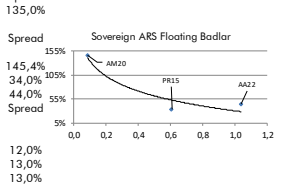
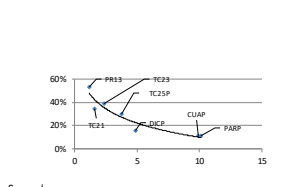
Lecaps ARS Strips

Lecaps ARS Strips	Days	Amt Out.	Price	TNA	Maturity
S26F0	54	20.832	77,61	78,46%	26/02/2020
S11M0	68	27.845	73,29	86,16%	11/03/2020

Lecaps ARS

Lecaps ARS	Days	Amt Out.	Coupon**	Price	TIR	MD	Maturity
S3059	87	44.038	3,45%	91,82	124,72%	0,11	30/03/2020
S1109	96	62.000	4,00%	94,93	175,37%	0,07	08/04/2020
S3109	116	40.000	3,35%	118,04	172,06%	0,09	28/04/2020
S15N9	131	45.250	4,25%	93,40	148,12%	0,11	13/05/2020
S28F0	146	23.753	2,65%	103,38	163,44%	0,14	28/05/2020
S30A0	208	27.430	3,00%	112,82	148,33%	0,21	29/07/2020
S29Y0	237	45.384	3,75%	93,24	141,76%	0,25	27/08/2020
S31L0	300	49.118	2,65%	90,80	123,71%	0,35	29/10/2020

** Compounded monthly



Bonds

Bond	Code	Amt Out.	Coupon	Price*	YTM	MD	Maturity
Sovereign USD							
Bonar 20	AO20	2.948	8,000%	46,22	215,02%	0,35	08/10/2020
Bonos Int. 21 NYL	AA21	4.497	6,875%	55,19	74,60%	0,90	22/04/2021
Bonar 24	AY24	12.583	8,7500%	41,31	65,48%	1,04	07/05/2024
Bonos Int. 22 NYL	AZ22	3.250	5,625%	54,49	47,45%	1,50	26/01/2022
Bonos Int. 23 NYL	AZ23	1.750	4,625%	52,66	33,43%	2,28	11/01/2023
Bonar 25	AA25	5.555	5,7500%	43,70	33,61%	2,89	18/04/2025
Bonos Int. 26 NYL	AA26	6.497	7,5000%	53,61	23,00%	4,01	22/04/2026
Bonos Int. 27 NYL	AZ27	3.750	6,875%	53,09	21,62%	4,29	26/01/2027
Disc 33	DICA	5.042	8,280%	75,40	20,69%	4,68	31/12/2033
Disc 33 NYL	DICY	3.966	8,280%	87,25	17,43%	5,04	31/12/2033
Bonos Int. 28 NYL	AZ28	4.250	5,875%	50,29	19,68%	4,88	11/01/2028
Bonos Int. 28 NYL	AL28	1.000	6,625%	51,46	20,14%	4,81	06/07/2028
Bonar 37	AA37	5.562	7,625%	47,50	18,76%	5,75	20/04/2037
Bonos Int. 36 NYL	AL36	1.750	7,125%	51,72	16,86%	6,09	07/07/2036
Par 38	PARA	1.230	3,750%	46,50	12,61%	8,40	31/12/2038
Bonos Int. 46 NYL	AA46	2.750	7,625%	52,13	15,94%	6,54	22/04/2046
Par 38 NYL	PARY	5.297	3,750%	50,50	11,59%	8,49	31/12/2038
Bonos Int. 48 NYL	AE48	3.000	6,875%	48,09	16,23%	6,20	13/01/2048
Bonos Int. 17 NYL	AC17	2.603	7,125%	50,71	14,56%	7,08	28/06/2117

Sub-Sovereign USD

Code	Amt Out.	Coupon	Price*	YTM	MD	Maturity	
Bs. As. 21 NYL	BP21	500	10,875%	45,28	224,52%	0,14	26/01/2021
CABA. 21 NYL	CABA21	335	8,950%	71,25	4,08%	0,60	19/02/2021
Bs. As. PBJ 21 NYL	PBJ21	900	9,950%	48,26	179,19%	0,37	09/06/2021
Córdoba 21 NYL**	CO21D	725	7,125%	75,76	31,57%	1,19	10/09/2021
Bs. As. 23 NYL	PBF23	750	6,500%	44,36	71,17%	1,17	15/02/2023
Córdoba 26	CO26	272	7,125%	90,14	6,71%	2,86	27/10/2026
Jujuy 22 NYL	JUS22	210	8,625%	51,48	45,96%	1,83	20/09/2022
Sta Fe 23 NYL**	SF23D	250	7,000%	79,21	18,80%	2,20	23/03/2023
Bs. As. 24 NYL	PBM24	1.250	9,125%	46,95	48,53%	1,89	16/03/2024
Salta 24 NYL	SH24D	350	9,125%	65,44	29,26%	2,31	08/07/2024
Chacco 24 NYL	CH24D	250	9,375%	N.A.	N.A.	N.A.	19/08/2024
La Rioja 25 NYL	RIF25	300	9,750%	N.A.	N.A.	N.A.	24/02/2025
T. Fuego 27 NYL	TFU27	190	8,950%	76,98	16,73%	2,68	19/04/2027
Mendoza 24 NYL	PMY24	500	8,375%	71,52	22,34%	2,53	20/05/2024
Mun. Cord 24 NYL	MUNCOR2	150	8,785%	N.A.	N.A.	N.A.	23/09/2024
Chubut 26 NYL	PUL26	650	7,750%	N.A.	N.A.	N.A.	27/07/2026
Entre Rios 25 NYL	ERF25	500	8,750%	61,60	27,90%	2,68	10/02/2025
Rio Negro 25 NYL**	RND25	300	7,750%	N.A.	N.A.	N.A.	08/12/2025
Neuquén 25 NYL**	NUQUEN25	366	7,500%	75,49	16,99%	3,27	28/04/2025
Córdoba 24 NYL**	CO24D	510	7,450%	74,22	16,99%	3,47	02/09/2024
Bs. As. 27 NYL	PBJ27	1.750	7,875%	43,09	29,21%	3,72	15/06/2027
CABA. 27 NYL	CABA27	890	7,500%	97,30	8,35%	4,93	01/06/2027
Bs. As. 28 NYL	BP28	400	9,625%	47,56	29,05%	3,63	18/04/2028
Sta Fe 27 NYL**	SF27D	250	6,900%	73,02	13,76%	4,84	01/11/2027
Córdoba 27 NYL**	CO27D	450	7,125%	70,62	14,74%	4,98	02/08/2027
Bs.As. NYL	BPLD	446	4,000%	41,11	22,86%	3,80	15/05/2035

Corporate USD*

Code	Amt Out.	Coupon	Price	YTM	MD	Maturity	
Pan Am 2021	OPN21	333	7,875%	104,15	2,87%	0,81	07/05/2021
Bicicloro 2020	BIC20	281	9,750%	88,48	26,10%	0,81	30/11/2020
YPF 2021	YCAFO	1.000	8,500%	99,10	9,51%	1,11	23/03/2021
Cablevision 2021**	LCAAO	466	6,500%	96,84	9,06%	1,34	15/06/2021
Transener 202							