

Rates

Instrumento	TNA	
Call 1d	46,75%	
Call 7d	47,75%	
Caucción 7d	38,60%	08/01/2020
Caucción 30d	40,45%	

BADLAR Priv. (>\$1mm)	38,25%	07/01/2020
TM20 Priv. (>\$20mm)	38,69%	
TFM - Leliq 7D	55,00%	08/01/2020

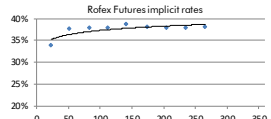
*TNA ponderada

BCRAA3500 USD \$59,818

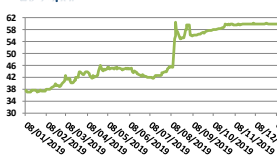
Days	Change	Annualized
9d	-0,1%	-5%
33d	-0,2%	-3%
61d	0,5%	3%
92d	3,4%	14%
187d	42,5%	83%
365d	60,1%	60%

Rofex - ARS/USD Futures

Futures	Maturity	Days	USD	Rates	-d1	Ch	Op. I
SPOT	08/01/2020	-	59,815				
DLR012020	31/01/2020	23	61,090	33,8%	61,17	-0,1%	367
DLR022020	28/02/2020	51	62,950	37,5%	63,18	-0,4%	175
DLR032020	31/03/2020	83	64,950	37,8%	65,26	-0,5%	100
DLR042020	30/04/2020	113	66,830	37,9%	67,29	-0,7%	73
DLR052020	29/05/2020	142	68,800	38,6%	69,39	-0,9%	100
DLR062020	30/06/2020	174	70,650	38,0%	71,25	-0,8%	11
DLR072020	31/07/2020	205	72,550	37,9%	73,35	-1,3%	6
DLR082020	31/08/2020	236	74,450	37,8%	75,45	-1,3%	5
DLR092020	30/09/2020	266	76,403	38,1%	77,55	-1,5%	2

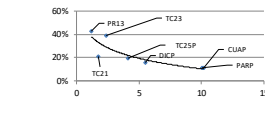


ARS Spot



Bonds

Bond	Code	Amt Out.	Coupon	Price	YTM	MD	Maturity
Sovereign Bond Inflation Indexed							
Galileo 5 03-20	A2M2	30.000	4,00%	186,21	286,50%	0,06	06/03/2020
Boncor 20	TC20	110.400	2,25%	183,27	341,88%	0,11	28/04/2020
Boccon 24	PR13	874	2,00%	475,12	209,2%	1,77	15/03/2024
Boncor 21	TC21	57.390	2,50%	185,68	42,86%	1,22	22/07/2021
Boncor 23	TC23	28.300	4,00%	93,29	38,92%	2,34	06/03/2023
Boncor 25	TC25P	29.908	4,00%	106,08	19,92%	4,11	28/04/2025
Disc ARL 05	DCIP	10.472	5,83%	901,50	15,80%	5,55	31/12/2033
Par ARL 05	PARP	2.861	1,77%	461,00	11,32%	10,08	31/12/2038
C-Par ARL 05	CUAP	23.434	3,31%	650,00	11,50%	10,17	31/12/2045
Sovereign and corporate ARS Floating Monetary Policy							
Bonte TPM 20	TJ20	142.378	TPM+0%	79,60	209,45%	0,27	22/06/2020



Spread 75,3%

Sovereign ARS Floating Badlar

Bonar 20	AM20	16.728	BP+ 3,25%	97,27	152,78%	0,10	01/03/2020
Boccon 22	PR15	3.074	BP+ 0,0%	117,02	79,22%	0,87	04/10/2022
Boncor Abr 22	AA22	53.625	BP+ 2,0%	71,31	86,81%	1,16	04/04/2022
Sub-Sovereign ARS Floating Badlar							
CABA TD C20	BDC22	3.708	BP+ 5,0%	107,07	56,54%	1,13	24/01/2022
CABA TD C24	BDC24	22.614	BP+ 3,25%	91,53	57,37%	1,75	29/03/2024
CABA TD C23	BDC28	13.262	BP+ 3,75%	92,50	59,99%	1,82	22/02/2028
PBA TD 2022	PBY22	15.182	BP+ 3,83%	68,48	103,53%	1,04	31/05/2022
PBA TD 2025	PBA25	30.000	BP+ 3,75%	70,94	99,56%	1,05	14/04/2025
Rio Negro 2020	RN20	1.800	BP+ 5,0%	96,10	67,38%	0,40	06/07/2020
Neuquén 2021	BNF21	1.912	BP+ 5,0%	99,47	99,46%	0,61	23/02/2021
Mendoza 2021	PMJ21	5.219	BP+ 4,375%	89,67	74,82%	0,89	09/06/2021
Salta 2021	SA21	400	BP+ 5,0%	91,27	65,43%	1,15	22/12/2021

Spread 65,0%

Spread 23,5%

Spread 28,3%

Spread 5%

Spread 8,2%

Spread 8,8%

Spread 10,6%

Spread 38,4%

Spread 36,1%

Spread 15,7%

Spread 81,9%

Spread 20,7%

Spread 14,4%

Sovereign Dual ARS Fixed Dollar - Linked

Bonos Dual Feb-20	AF20	1.638	4,50%	5.122	100,23%	0,16	13/02/2020
-------------------	------	-------	-------	-------	---------	------	------------

Sovereign ARS Fixed

Bond	Code	Amt Out.	Coupon	Price	YTM	MD	Maturity
Bonte \$ Oct 21	TO21	62.500	18,20%	52,06	93,78%	0,93	04/10/2021
Bonte \$ Oct 23	TO23	64.150	16,00%	44,57	61,43%	1,75	17/10/2023
Bonte \$ Oct 26	TO26	96.570	15,50%	41,00	51,35%	2,17	19/10/2026

Spread 100%

Spread 78,4%

Spread 54,1%

Spread 46,0%

Lecaps ARS

Lecaps ARS	Days	Amt Out.	Coupon**	Price	TNA	Maturity
S26FO	47	20.832		81,07	54,67%	26/02/2020
S11MO	61	27.845		77,07	63,33%	11/03/2020
S3059	80	44.038	3,45%	97,00	68,74%	30/03/2020
S11O9	89	62.000	4,00%	66,10	112,14%	08/04/2020

Spread 150%

Spread 100%

Lecaps ARS

Lecaps ARS	Days	Amt Out.	Coupon**	Price	TIR	MD	Maturity
S31O9	109	40.000	3,35%	127,15	114,35%	0,10	28/04/2020
S15N9	124	45.250	4,25%	100,05	106,06%	0,13	13/05/2020
S28FO	139	23.753	2,65%	113,00	115,74%	0,16	28/05/2020
S30A0	201	27.430	3,00%	122,76	118,82%	0,23	29/07/2020
S29Y0	230	45.384	3,75%	92,12	155,03%	0,23	27/08/2020
S31L0	293	49.118	2,65%	90,99	128,32%	0,33	29/10/2020

** Compounded monthly

Spread 200%

Spread 150%

Spread 100%

Spread 50%

Bonds

Bond	Code	Amt Out.	Coupon	Price*	YTM	MD	Maturity
Sovereign USD							
Bonar 20	AO20	2.948	8,000%	47,42	213,43%	0,35	08/10/2020
Bonos Int.21 NYL	AA21	4.497	6,875%	53,78	79,94%	0,86	22/04/2021
Bonar 24	AY24	12.583	8,750%	41,80	65,34%	1,03	07/05/2024
Bonos Int. 22 NYL	AZ2E	3.250	5,625%	52,27	51,45%	1,45	26/01/2022
Bonos Int. 23 NYL	AZ2E	1.750	4,625%	49,90	36,49%	2,22	11/01/2023
Bonar 25	AA25	5.555	5,750%	42,80	34,66%	2,85	18/04/2025
Bonos Int. 26 NYL	AA26	6.497	7,500%	50,31	24,89%	3,89	22/04/2026
Bonos Int. 27 NYL	AZ2E	3.750	6,875%	49,87	23,35%	4,15	26/01/2027
Disc 33	DICA	5.042	8,280%	71,50	22,05%	4,52	31/12/2033
Disc 33 NYL	DICY	3.966	8,280%	89,20	17,02%	5,07	31/12/2033
Bonos Int. 28 NYL	AZ2E	4.250	5,875%	48,09	20,77%	4,76	11/01/2028
Bonos Int. 28 NYL	AL28	1.000	6,625%	45,81	21,50%	5,01	06/07/2028
Bonar 37	AA37	5.562	7,625%	46,20	19,36%	5,29	20/04/2037
Bonos Int. 36 NYL	AL36	1.750	7,125%	45,42	17,90%	6,54	07/07/2036
Par 38	PARA	1.230	3,750%	43,50	13,49%	8,13	31/12/2038
Bonos Int. 46 NYL	AA46	2.750	7,625%	48,60	17,19%	6,06	22/04/2046
Par 38 NYL	PARY	5.297	3,750%	48,10	12,61%	8,50	31/12/2038
Bonos Int. 48 NYL	AE48	3.000	6,875%	44,57	17,66%	5,65	13/01/2048
Bonos Int. 17 NYL	AC17	2.603	7,125%	47,19	15,74%	6,55	28/06/2117

