One Page Informe Diario de Mercado

3/12/2021 Argenfunds

Rates

Instrumento	TNA	
Caución 7d	29,00%	3/12/2021
Caución 30d	33,75%	
BADLAR Priv. (>$1mm)	34,06%	2/12/2021
TM20 Priv. (>$20mm)	34,00%	
TPM - Leliq 7D	38,00%	3/12/2021
Pases Pasivos 7D	36,50%	3/12/2021

BCRA A3500 USD $101,155

Days	Change	Annualized
7d	0,4%	21%
30d	1,3%	15%
63d	2,4%	14%
91d	3,4%	13%
183d	6,7%	13%
365d	24,0%	24%

Rofex – ARS/USD Futures

Futures	Maturity	Days	USD	Rates	-d1	Ch	Op. I
SPOT	3/12/2021	-	101,16				
DLR122021	31/12/2021	28	104,00	36,7%	104,34	-0,33%	2.251
DLR012022	31/1/2022	59	109,45	50,7%	110,12	-0,61%	954
DLR022022	28/2/2022	87	113,60	51,6%	114,55	-0,83%	854
DLR032022	31/3/2022	118	119,50	56,1%	120,50	-0,83%	496
DLR042022	29/4/2022	147	123,95	56,0%	125,45	-1,20%	139
DLR052022	31/5/2022	179	129,49	57,1%	130,65	-0,89%	42
DLR062022	30/6/2022	209	134,10	56,9%	135,40	-0,96%	24
DLR072022	29/7/2022	238	138,60	56,8%	140,00	-1,00%	19
DLR082022	31/8/2022	271	144,35	57,5%	145,75	-0,96%	7
DLR092022	30/9/2022	301	149,50	58,0%	150,75	-0,83%	7

4.795

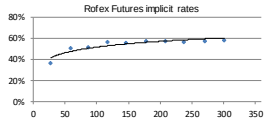

ARS -USD

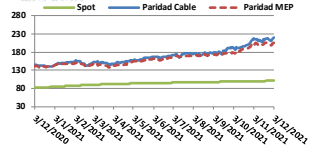

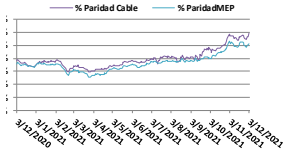

	$	%
Spot	101,155	
Paridad Cable	220,90	118,38%
Paridad MEP	204,549	102,21%

Bonds

Bond	Code	Amt Out.	Coupon	Price	YTM	MD	Maturity
Sovereign Bond Inflation Indexed							
Bocon 24	PR13	473	2,00%	748,39	0,27%	1,16	15/3/2024
Boncer 03-22	TX22	277.922	1,20%	187,54	-2,10%	0,28	18/3/2022
Boncer 09-22	T2X2	342.185	1,30%	179,81	-1,02%	0,79	20/9/2022
Boncer 23	TC23	28.300	4,00%	444,00	1,41%	1,21	6/3/2023
Boncer 03-23	TX23	286.479	1,40%	187,55	0,38%	1,29	25/3/2023
Boncer 08-23	T2X3	289.867	1,45%	168,30	1,44%	1,65	13/8/2023
Boncer 03-24	TX24	333.254	1,40%	181,50	2,29%	2,24	25/3/2024
Boncer 04-25	TC25P	29.908	4,00%	407,58	4,42%	3,12	27/4/2025
Boncer 11-26	TX26	66.300	2,00%	146,68	5,29%	3,66	9/11/2026
Boncer 11-28	TX28	9.243	2,25%	140,74	6,08%	4,22	9/11/2028
Disc ARL 05	DICP	10.563	5,83%	3.064,1	7,47%	5,40	31/12/2033
Par ARL 05	PARP	2.861	1,77%	1.233,27	9,39%	9,55	31/12/2038
C-Par ARL 05	CUAP	23.668	3,31%	1.701,86	9,63%	10,62	31/12/2045
Sovereign ARS Floating Badlar			BP +				
Bocon 22	PR15	1.930	0,00%	61,40	47,86%	0,40	4/10/2022
Bonar Abr 22	AA22	53.625	2,00%	105,57	44,43%	0,27	4/4/2022
Bonar Abr 22	TB23P	31.321	5,25%	105,57	49,05%	0,86	6/2/2023
Sub-Sovereign ARS Floating Badlar			BP +				
CABA TD C20	BDC22	3.708	5,00%	104,78	44,52%	0,12	24/1/2022
CABA TD C24	BDC24	22.614	3,25%	95,63	54,02%	1,31	29/3/2024
CABA TD C23	BDC28	13.262	3,75%	83,48	55,84%	1,98	22/2/2028
PBA TD 2022	PBY22	15.182	3,83%	98,02	52,50%	0,40	31/5/2022
PBA TD 2025	PBA25	30.000	3,75%	86,11	60,52%	1,53	14/4/2025
Salta 2021	SA21	400	5,00%	107,82	54,46%	0,04	22/12/2021
Santa Fe TD S1	SFA23	3,38	0,00%	71,00	69,77%	0,47	1/4/2023
Sovereign ARS Fixed							
Bond	Code	Amt Out.	Coupon	Price	YTM	MD	Maturity
Bonte $ May 22	TY22P	249.021	22,00%	107,96	6,27%	0,44	23/5/2022
Bonte $ Oct 23	TO23	64.150	16,00%	64,97	54,32%	1,25	17/10/2023
Bonte $ Oct 26	TO26	96.570	15,50%	40,10	57,33%	2,02	19/10/2026
Ledes ARS		Amt Out.		Price	TNA	Days	Maturity
S31D1		213.492		97,71	35,67%	24	31/12/2021
S31E2		168.631		94,93	35,41%	55	31/1/2022
S28F2		134.319		92,26	36,88%	83	28/2/2022
S31M2		106.857		89,04	39,42%	114	31/3/2022
S29A2		29.220		86,41	43,10%	143	29/4/2022
Lepases ARS	Days	Amt Out.	BP +	Price	Spread	MD	Maturity

Lecer ARS Inflation Indexed	Amt Out.	Price	YTM	Days	Maturity
X31D1	37.641	118,38	-10,03%	24	31/12/2021
X28F2	192.468	135,90	-3,33%	83	28/2/2022
X31M2	107.562	133,72	-2,37%	114	31/3/2022
X18A2	137.598	131,00	-2,65%	132	18/4/2022
X23Y2	178.119	125,59	-2,89%	167	23/5/2022
X30J2	220.534	118,19	-0,94%	205	30/6/2022
X29L2	152.000	114,02	-1,40%	234	29/7/2022
X16G2	76.629	101,80	-1,25%	252	16/8/2022

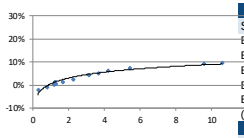

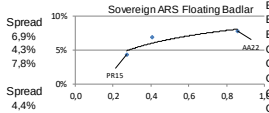

Spread
6,9%
4,3%
7,8%

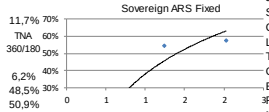

11,7%
TNA
360/180
6,2%
48,5%
50,9%

Spread
4,4%
11,4%
12,7%
10,3%
16,0%

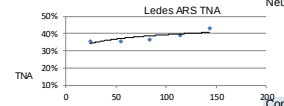

TNA

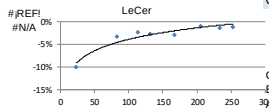

#¡REF!
#N/A

Bonds

Bond	Code	Amt Out.	Coupon	Price (1)	YTM	MD	Maturity
Sovereign ext. law USD							
Bonos Int.29 NYL	GD29 ext	2.635	1,000%	38,06	22,65%	4,21	9/7/2029
Bonos Int. 30 NYL	GD30 ext	16.091	0,500%	35,87	22,40%	4,43	9/7/2030
Bonos Int. 35 NYL	GD35 ext	20.502	1,125%	31,98	18,42%	7,18	9/7/2035
Bonos Int. 38 NYL	GD38 ext	11.405	2,000%	38,75	18,29%	6,10	9/1/2038
Bonos Int. 41 NYL	GD41 ext	10.482	2,500%	36,95	16,09%	7,01	9/7/2041
Bonos Int. 46 NYL	GD46 ext	2.092	1,125%	32,76	18,41%	6,31	9/7/2046
(1) Clean							



Bond	Code	Amt Out.	Coupon	Price (2)	YTM	MD	Maturity
Sovereign Arg. law USD							
Bonar 1% 29	AL29D	2.194	1,000%	35,15	25,05%	4,12	9/7/2029
Bonar 30	AL30D	13.509	0,500%	32,35	25,16%	4,31	9/7/2030
Bonar 35	AL35D	19.070	1,125%	31,23	19,00%	7,10	9/7/2035
Bonar 38	AE38D	7.215	2,000%	37,00	19,51%	5,93	9/1/2038
Bonar 41	AL41D	1.496	2,500%	34,75	17,48%	6,72	9/7/2041
(2) Dirty							

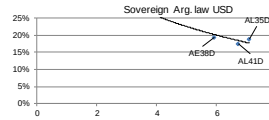

Bond	Code	Amt Out.	Coupon	Price	YTM	MD	Maturity
Sovereign Arg. law USD Linked							
Bonte 04-22 - USD Linked	TV22	1.952	0,100%	10.675,00	-12,73%	0,40	29/4/2022
Bonte 11-22 - USD Linked	T2V2	1.238	0,200%	10.779,74	-6,09%	1,00	30/11/2022
Bonte 04-23 - USD Linked	TV23	1.493	0,300%	10.459,81	-2,04%	1,39	28/4/2023
Sub-Sovereign USD (3)	Code	Amt Out.	Coupon	Price*	YTM	MD	Maturity
Bs. As. 37 NYL	BA37D	6.202	3,900%	42,13	22,31%	4,67	1/9/2037
Bs. As. 37 NYL	BB37D	116,33	3,500%	36,44	18,52%	6,53	1/9/2037
Bs. As. 37 NYL	BC37D	153,17	3,000%	33,82	20,22%	6,12	1/9/2037
CABA 27 NYL	CABA27	890	7,500%	88,56	11,13%	3,62	1/6/2027
Córdoba 21 NYL**	CO21D	725	7,125%	76,94	19,87%	2,17	10/12/2025
Córdoba 24 NYL**	CO24D	725	7,450%	64,90	18,94%	3,61	1/6/2027
Córdoba 26	CO26	272	7,125%	60,50	9,28%	2,11	27/10/2026
Córdoba 27 NYL**	CO27D	725	7,125%	62,20	17,67%	4,44	1/2/2029
Mun. Cord 27 NYL	MUNCOR27	156	4,500%	63,89	21,15%	3,05	29/9/2027
Sta Fe 23 NYL**	SF23D	250	7,000%	95,22	16,51%	0,69	23/3/2023
Sta Fe 27 NYL**	SF27D	250	6,900%	77,91	13,86%	3,80	1/11/2027
Jujuy 27 NYL	JUS22	214	5,750%	69,02	24,48%	2,33	22/3/2027
Salta 27 NYL	SA24D	357	5,000%	74,01	17,98%	3,10	1/12/2027
Chaco 24 NYL	CH24D	250	9,375%	64,01	52,73%	1,04	19/8/2024
La Rioja 25 NYL	RIF25	300	9,750%	67,57	49,83%	0,95	24/2/2025
T.Fuego 27 NYL	TFU27	190	8,950%	64,61	15,14%	2,20	19/4/2027
Chubut 30 NYL	PUL26	610	7,750%	75,48	13,72%	2,86	26/7/2030
Entre Ríos 28 NYL	ERF25	518	8,750%	71,08	19,32%	2,96	8/8/2028
Río Negro 28 NYL**	RND25	320	4,875%	67,22	19,29%	3,17	10/3/2028
Neuquen 30 NYL	NQUEN30	377	4,625%	60,00	19,85%	3,71	29/4/2030

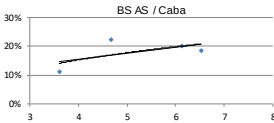

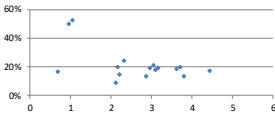

Corporate USD*	Code	Amt Out.	Coupon	Price	YTM	MD	Maturity
Genneia 2022**	GNCLO	500	8,750%	99,48	13,37%	0,11	20/1/2022
Edenor 2022**	ODNX9	176	9,750%	90,85	22,83%	0,77	25/10/2022
AYSA 2023**	AYSA23	500	6,625%	53,47	85,80%	0,76	1/2/2023
Clisa 2023**	CLISO	300	9,500%	45,06	85,34%	0,97	20/7/2023
Tecpetrol 2022**	TTC1O	500	4,875%	100,53	4,39%	0,96	12/12/2022
YPF 2024	YPCUO	1.325	8,750%	86,11	22,12%	1,12	4/4/2024
IRSA Prop. 2023**	RPC2O	360	8,750%	95,80	12,75%	1,15	23/3/2023
Cresud 2023	CSDOO	113	6,500%	101,88	6,72%	1,09	16/2/2023
YPF 03-2025	YMCEO	N.A.	8,750%	86,67	18,67%	1,42	23/3/2025
Albanesi 2023**	GMFRO	336	9,625%	82,47	24,40%	1,32	27/7/2023
Pampa 2023**	PTSTO	491	7,375%	97,33	9,40%	1,45	21/7/2023
Arcor 2023**	RCC9O	500	6,000%	98,47	7,17%	1,44	6/7/2023
AA2000 2027**	AERAO	375	6,875%	83,52	15,78%	2,11	1/2/2027
CGC 2025**	CP17O	197	9,500%	98,18	10,70%	1,90	8/9/2025
AES Arg. G. 2024**	AECAO	300	7,750%	85,55	16,52%	1,81	2/2/2024
Raghsa 2024**	RA31O	120	7,250%	95,11	9,91%	2,01	21/3/2024
Capex 2024**	CAC2O	389	6,875%	95,40	9,22%	2,17	15/5/2024
Telecom 2025**	TLC5O	300	8,000%	97,63	9,22%	2,25	6/8/2025
YPF 2025	YCA6O	1.500	8,500%	76,13	18,43%	2,76	28/7/2025
TGS 2025**	TSC2O	500	6,750%	92,62	9,55%	3,03	2/5/2025
Telecom 2026**	TLC1O	400	8,000%	94,56	9,70%	3,63	18/7/2026
Galicia 2026**	BYC2O	250	8,250%	94,49	8,81%	3,72	19/7/2026
Macro 2026**	BACAO	400	6,750%	84,07	11,33%	4,00	4/11/2026
YPF 2027	YCAMO	1.000	6,950%	66,41	16,96%	4,00	21/7/2027
Pampa 2027**	MGC1O	690	7,500%	86,84	11,20%	3,94	24/1/2027
YPF 2029	YMC1O	500	8,500%	71,90	15,34%	4,72	27/6/2029
YPF 2047**	YCANO	750	7,000%	61,57	12,10%	8,17	15/12/2047

** Dirty Price
** Callable Bond - Yield to Maturity

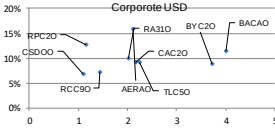

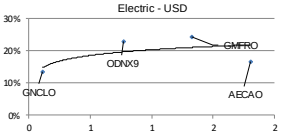

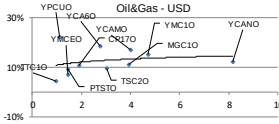

El presente documento ha sido realizado por Argenfunds S.A. con fines estrictamente informativos. No debe ser tomado como una invitación a suscribir cuotapartes ni como una oferta de compra o venta de valores. El documento se ha realizado con fuentes de información consideradas confiables, pero la empresa no puede garantizar la exactitud de las mismas. Los fondos comunes de inversión están sometidos a variaciones en los precios de los activos que pueden afectar su rendimiento. Los rendimientos pasados de los fondos comunes de inversión no garantizan el desempeño futuro de los mismos. Las inversiones en cuotapartes del Fondo no constituyen depósitos en Banco Macro S.A. a los fines de la Ley de Entidades Financieras ni cuentan con ninguna de las garantías que tales depósitos a la vista o a plazo puedan gozar de acuerdo con la legislación y reglamentación aplicables en materia de depósitos en entidades financieras. Asimismo, Banco Macro S.A. se encuentra impedida por normas del Banco Central de la República Argentina de asumir, tácita o expresamente, compromiso alguno en cuanto al mantenimiento, en cualquier momento, del valor del capital invertido, al rendimiento, al valor del rescate de la cuota partes o al otorgamiento de liquidez a tal fin. Gráficos de Elaboración propia. Fuentes Rofex CAFCI y Bolsar